






# ASSEMBLY INSTRUCTION SHEET

A	CHAIR FRAME		2X1	D	METAL WASHER		2X4
B	CHAIR BASE		2X1	E	ALLEN WRENCH		1
C	BOLT		2X4				

