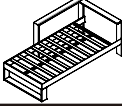

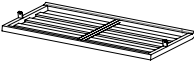
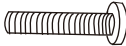





# Assembly Instruction

## Parts List:

REF	PART NAME	PART IMAGE	QTY	REF	PART NAME	PART IMAGE	QTY
A	BASE PLATE		1	E	BOLT (M6*15L)		2
B	BACK		1	F	BOLT (M6*40L)		2
C	PE CAP		4	G	ALLEN WRENCH		1
D	WASHER		4				

